


C4 BLUE





BLUE

THE NEW NAME IN RACE & RALLY PADDOCKS

The **Blue** trailer range represents the essence of Brian James Trailers' core values. Those being quality you can depend on at competitive prices, Blue trailers offer real value for money.

C2 BLUE and **C4 BLUE** trailers are available in a wide range of sizes and configurations with either single or twin axles. Several models fit comfortably inside a standard garage, perfect if storage space is an issue.



C2 BLUE, C4 BLUE

C2 and C4 Blue

Innovation, value and quality.




○ Tie-down wheel 'sleeve' straps

Approved by car manufacturers and race teams alike, these new straps hold the vehicle safely and securely without straining suspension geometry. Easy to fit, with multiple built-in tie-down points.

○ Wheel chocks, Bolt in (pair)

Fully adjustable wheel chocks bolt directly to the chassis bed.



● High grip punched ramps

1.90m long ramps store conveniently. Profiled guides allow the ramps to slide easily into the deck tray.

● Strong chassis design

Durable galvanised chassis features a 'soft-ride' suspension for superior performance, stability and comfort. 5 years chassis warranty is standard.






○ **Storage bed locker (front)**

Lockable front storage locker, with automatic lift lid.

Internal size: 425mm length, 90mm depth, width dependent on load bed width.

○ **Deck slick pad**

For cars with soft 'slick' race tyres, pad raises tyre contact area above the punched deck.



○ **Manual winch**, 3 point adjustable pull positions, (illustrated above).

○ **Manual winch**, load pressure auto braked, 6 point adjustable pull positions.

○ **Electric winch**, powerful 12V, 4500lbs capacity with remote control lead (option not shown).

● **Protected rear lighting**

Robust protection to rear lamp cluster.



○ **Alloy wheels**

C2 and C4 Blue are also available with new B2 style alloy wheels in standard Silver or diamond cut Anthracite (Anthracite shown).

● Standard. ○ Optional at extra cost.

C2 BLUE, C4 BLUE

A4 TRANSPORTER



TRANSPORTER

DESIGNED FOR PERFORMANCE
WITH EFFORTLESS LOADING

The New Transporter range represents the ultimate evolution in trailer design. With a strong, durable galvanised chassis, low bed height and a range topping 3000kg gross capacity. Transporter trailers are perfectly suited for vehicle recovery, professional transport and motorsport alike.

Transporter trailers are available with load bed lengths from 2.70m to 5.00m, in single or twin axle variants. All feature internally stored 'easy glide' ramps and a flush fitting centre deck.



Low chassis design for safe and stable towing

A4 TRANSPORTER

A2 and A4 Transporter

High specification as standard.



● **Rear stands with foot pedal action**
Designed to compliment the 'easy glide' out ramps these spring loaded, foot operated support stands can be lowered or raised in seconds. Rear stands provide the dual function of load support when engaged and locking the ramps safely in position when towing.

○ **2.40m punched ramps**
Additional length ramps available for low ground clearance vehicles.

○ **Wheel chocks, Professional**
Fully adjustable, quick release wheel chock system engages directly into the trailer chassis within seconds.

○ **Tie-down wheel 'sleeve' straps**
Approved by car manufacturers and race teams alike, these new straps hold the vehicle safely and securely without straining suspension geometry. Easy to fit, with multiple built-in tie-down points.



● **Easy glide, high grip ramps**
1.90m punched ramps pull out from the trailer bed in seconds. 'easy-glide' rollers ensure the operation requires little effort.





○ Manual winch,
load pressure auto braked, + 6 point adjustable pull positions.

○ Manual winch + 3 point adjustable pull positions.



○ Fuel can storage
Designed to carry either
1, 2 or 3 x 20 ltr Jerry cans.
Lockable, twin opening doors.
A2 and A4 transporters are
available in Sargasso blue, Poppy
red, Arcelor anthracite or Jet
black body colour trim and the
fuel storage locker can be colour
matched to the trailer body.



● Storage bed locker (front)
Lockable front storage locker,
with automatic lift lid.

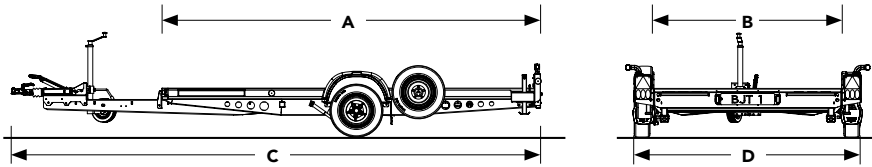
Internal size: 425mm length,
90mm depth, width dependent
on chassis load bed width.



○ Alloy wheels
A2 and A4 Transporters are also available with
new B2 style alloy wheels in standard Silver or
diamond cut Anthracite (Anthracite shown).



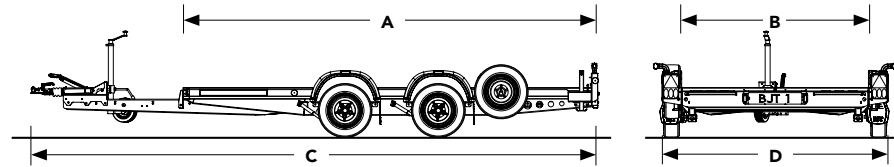
C2 BLUE technical information.




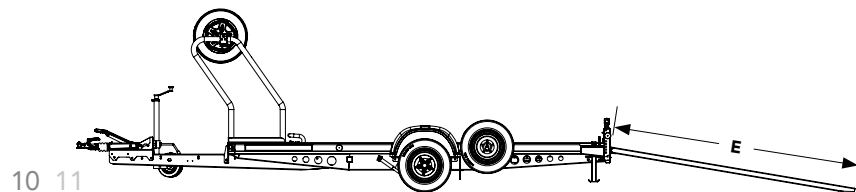
C2 BLUE – SINGLE AXLE					
LOAD BED LENGTH m A	2.70	3.20	3.70		
CAPACITY					
Gross kg	1,300	1,500	1,500	1,500	1,500
Load kg	865	1,060	1,010	973	968
DIMENSIONS					
Internal bed width m B	1.80	1.80	1.80	1.80	2.00
Overall trailer length m C	4.18	4.18	4.68	5.18	5.18
Overall trailer width m D	2.18	2.18	2.18	2.18	2.38
Bed load height m	0.42	0.42	0.42	0.42	0.42
RUNNING GEAR					
Wheel size	12"	12"	12"	12"	12"
Axles	1	1	1	1	1
Spare wheel	•	•	•	•	•
Jockey wheel, side clamp	•	•	•	•	•
RAMPS					
High grip, 1.90m E	•	•	•	•	•
High grip, 2.40m E	—	—	○	○	○
WARRANTY					
5 year chassis warranty	•	•	•	•	•
PRODUCTS					
Product code	126-1010	126-1011	126-1111	126-1211	126-1221



C4 BLUE technical information.



C4 BLUE – TWIN AXLE										
LOAD BED LENGTH m A	3.30	3.70	4.00	4.50	5.00					
CAPACITY										
Gross kg	2,000	2,000	2,000	2,000	2,600	2,000	2,600	2,600	2,600	2,600
Load kg	1,445	1,425	1,388	1,373	1,970	1,358	1,955	1,945	1,930	1,905
DIMENSIONS										
Internal bed width m B	1.70	1.80	1.80	1.80	1.80	2.00	2.00	1.80	2.00	2.00
Overall trailer length m C	4.62	4.62	5.18	5.48	5.48	5.48	5.48	5.98	5.98	6.48
Overall trailer width m D	2.08	2.18	2.18	2.18	2.18	2.38	2.38	2.18	2.38	2.38
Bed load height m	0.42	0.42	0.42	0.42	0.42	0.42	0.42	0.42	0.42	0.42
RUNNING GEAR										
Wheel size	12"	12"	12"	12"	12"	12"	12"	12"	12"	12"
Axles	2	2	2	2	2	2	2	2	2	2
Spare wheel	•	•	•	•	•	•	•	•	•	•
Jockey wheel, side clamp	•	•	•	•	•	•	•	•	•	•
RAMPS										
High grip, 1.90m E	•	•	•	•	•	•	•	•	•	•
High grip, 2.40m E	○	○	○	○	○	○	○	○	○	○
WARRANTY										
5 year chassis warranty	•	•	•	•	•	•	•	•	•	•
PRODUCTS										
Product code	126-2002	126-2012	126-2112	126-2212	126-2213	126-2222	126-2223	126-2313	126-2323	126-2423



An aerial photograph showing the front of a black and yellow sports car with a 'BRIAN JAMES TRAILERS' decal on its hood, positioned on a silver metal car trailer. The trailer has a dark brown central deck and perforated metal side rails. The scene is set on a dark asphalt surface.

BRIAN JAMES TRAILERS

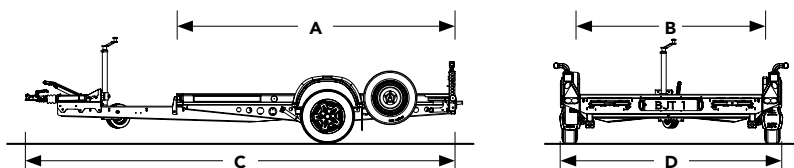
» Connected to you

**C2 BLUE, C4 BLUE
A2 TRANSPORTER, A4 TRANSPORTER
STANDARDS RAISED**

UNITED KINGDOM

A2 TRANSPORTER

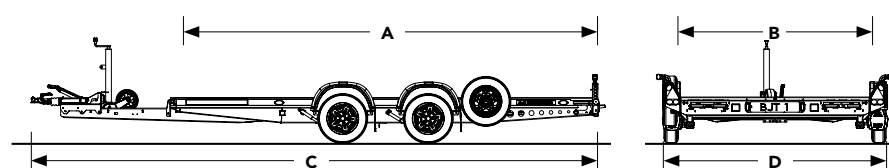
A2 TRANSPORTER technical information.





A2 TRANSPORTER – SINGLE AXLE						
LOAD BED LENGTH m A	2.70	3.20	3.70	4.00		
CAPACITY						
Gross kg	1,300	1,500	1,500	1,500	1,500	1,500
Load kg	865	1,060	1,010	973	965	955
DIMENSIONS						
Internal bed width m B	1.80	1.80	1.80	1.80	1.70	2.00
Overall trailer length m C	4.24	4.24	4.74	5.24	5.38	5.54
Overall trailer width m D	2.18	2.18	2.18	2.18	2.08	2.38
Bed load height m	0.42	0.42	0.42	0.42	0.42	0.42
RUNNING GEAR						
Wheel size	12"	12"	12"	12"	12"	12"
Axles	1	1	1	1	1	1
Spare wheel	•	•	•	•	•	•
Jockey wheel, HD	•	•	•	•	•	•
RAMPS						
High grip, glide out 1.90m E	•	•	•	•	•	•
High grip, glide out 2.40m E	—	—	○	○	○	○
WARRANTY						
5 year chassis warranty	•	•	•	•	•	•
PRODUCTS						
Product code	125-1010	125-1011	125-1111	125-1211	125-1301	125-1312

A4 TRANSPORTER

A4 TRANSPORTER technical information.



A4 TRANSPORTER – TWIN AXLE											
LOAD BED LENGTH m A	3.30	3.70	4.00				4.50			5.00	
CAPACITY											
Gross kg	2,000	2,000	2,000	2,600	2,000	2,600	2,600	2,600	3,000	2,600	3,000
Load kg	1,445	1,388	1,373	1,970	1,358	1,955	1,945	1,930	2,320	1,905	2,295
DIMENSIONS											
Internal bed width m B	1.70	1.80	1.80	1.80	2.00	2.00	1.80	2.00	2.00	2.00	2.00
Overall trailer length m C	4.68	5.24	5.54	5.54	5.54	5.54	6.04	6.04	6.04	6.54	6.54
Overall trailer width m D	2.08	2.18	2.18	2.18	2.38	2.38	2.18	2.38	2.38	2.38	2.38
Bed load height m	0.42	0.42	0.42	0.42	0.42	0.42	0.42	0.42	0.42	0.42	0.42
RUNNING GEAR											
Wheel size	12"	12"	12"	12"	12"	12"	12"	12"	12"	12"	12"
Axles	2	2	2	2	2	2	2	2	2	2	2
Spare wheel	●	●	●	●	●	●	●	●	●	●	●
Jockey wheel, auto retract	●	●	●	●	●	●	●	●	●	●	●
RAMPS											
High grip, glide out 1.90m E	●	●	●	●	●	●	●	●	●	●	●
High grip, glide out 2.40m E	○	○	○	○	○	○	○	○	○	○	○
WARRANTY											
5 year chassis warranty	●	●	●	●	●	●	●	●	●	●	●
PRODUCTS											
Product code	125-2002	125-2112	125-2212	125-2213	125-2222	125-2223	125-2313	125-2323	125-2324	125-2423	125-2424



NOTES

Specifications are subject to change without notice. Illustrations and photography may depict optional equipment.

www.brianjames.co.uk

© BRIAN JAMES TRAILERS LIMITED

Edition: 2020Q2_BLTR_UK_V1



THE QUEEN'S AWARDS
FOR ENTERPRISE:
INTERNATIONAL TRADE
2018

Brian James Trailers Limited.
Sopwith Way, Drayton Fields Industrial Estate
Daventry, Northampton, NN11 8PB

T + 44 (0)1327 308 833

Brian James Trailers are available by contacting our sales team as well as through an extensive network of official dealers throughout the country.

For more information please call or visit our website.

www.brianjames.co.uk

Dealer information.